

# Natural Accent

TECHNICAL DATASHEET

# Natural Accent

## Natural Accent Interior

Performance and versatility are key attributes of Natural Accent, a single-component water finish for interior use. It has a low gloss finish of 5% to accentuate the natural beauty of timber and has good water resistance properties that makes it simple to clean and maintain.

A blend of the latest generation of acrylic resins, makes it an excellent self-sealer for both initial and final coats. It complies with UNI 11896:2023 1° VOC emission class and holds UNI EN 71-3 and UNI EN 1186:2003 certifications for painting wooden toys and food contact suitability respectively.


It provides a medium level of wear resistance so not intended for high traffic areas requiring more scuffing and resistance to scratching and abrasion.

It's Low VOC and formaldehyde content and California Department of Public Health (CDPH SM) compliant, along with containing no Red List ingredients, makes it a perfect choice for Greenstar, LEED and WELL projects.

## Natural Accent Clear Exterior

Natural Accent Clear Exterior is a high-quality, water-based finish developed for outdoor applications such as soffits. It has biological growth inhibitors and engineered to the stringent UNI 1171-1 standards, ensuring optimal protection and longevity for your timber. It has also be designed to have high resistance to water permeability, tested to EN 927-5, enhancing its durability. The Natural Accent Clear Exterior is a softer coating to allow for the natural movement of timber used externally to reduce the risk of flaking.

It's Low VOC and formaldehyde content and California Department of Public Health (CDPH SM) compliant, along with containing no Red List ingredients, makes it a perfect choice for Greenstar, LEED and WELL projects.




## Natural Accent Tones

Natural Accent tones are vibrant wood stains that offer excellent colour fastness for enduring beauty. Their non-bleeding formulation ensures a flawless, enduring finish. Natural Accent Undertones accentuate the grain, enhancing the natural, warming beauty of the timber. They are suitable for use in both interior and exterior applications, available in our range of most popular tones with the option to colour match should you require.

### Process

- Pre-sand – Prepares the surface for coating
- Staining – sets the base tone of the timber
- Sealer coat – Fills and seals the pores of the timber and raises the grain.
- De-nib sand – This cuts off the raised grain leaving a smooth sealed surface ready for top coating.
- Top coat – Provides the film build hardness and gloss level necessary to bring out the rich character and protect the timber.



**Colour options**

Our range of coatings are designed to bring out the natural appearance of timber. The following colours are a indicative representation only. Product samples are available for accurate colour selection.

**Spotted Gum**

Interior / Exterior



Natural Accent Clear



Natural Accent Ochre




Natural Accent Mist Grey



Natural Accent Rich Mocha



Natural Accent Blackwash



Natural Accent Double Black

**American Oak**

\*Interior only



Natural Accent Clear



Natural Accent Natural Tone



Natural Accent White Wash



Natural Accent Ochre



Natural Accent Mist Grey



Natural Accent Storm Grey



Natural Accent Rich Mocha



Natural Accent Blackwash



Natural Accent Double Black

## Grandis

Interior Only



Natural Accent Clear



Natural Accent Earth  
Tone



Natural Accent White  
Wash



Natural Accent Chalk  
Whitea



Natural Accent Ochre



Natural Accent Mist Grey



Natural Accent Storm Grey



Natural Accent Rich Mocha



Natural Accent  
Blackwash



Natural Accent Double  
Blacky


## Suitable applications

Natural Accent coatings can be used across our entire timber range, including:

- [Click-on Battens](#)
- [Click-on Screens](#)
- [Tongue and Groove Cladding](#)

The colour range has options for interior and exterior applications, including:

- Interior walls
- Interior ceilings
- Soffits
- Facades
- Exterior walls
- Screens







## Maintenance


For exterior applications, visual inspections are recommended every 6 months to check for early signs of wear with any external timber. Maintenance is typically required every 2-3 years depending on environmental factors such as UV radiation, moisture, and temperature changes.

Interior applications do not typically require regular maintenance, however for specific circumstances such as interiors exposed to UV through glass, visual inspections are still recommended. Maintaining a stable environment inside buildings helps prevent cracking or peeling. High-traffic areas may require more frequent checks.

Use a soft brush or sponge with mild soap and water. Avoid abrasive cleaners or high-pressure washing as they may damage the timber surface or finish. Over time, even well-maintained coatings may lose their luster or protective properties. Re-coating might be necessary to restore their appearance and protective qualities.

## Enquiries

For further information about our Natural Accent coatings or any other Sculptform products please visit [sculptform.com](https://sculptform.com) or email [support@sculptform.com](mailto:support@sculptform.com)



**Beautiful designs  
made buildable.**

[sculptform.com](https://sculptform.com)